



Geel 2000 Language Schools

Math Department










First Term










Primary 3










2023 /2024










Lesson 1














Choose the correct answer:

- (1)       ...
- a.  b.  c. 

- (2)       ...
- a.  b.  c. 

- (3)      ... 
- a.  b.  c. 

- (4)       ...
- a.  b.  c. 

- (5)        ...
- a.   b.   c.  

Choose the correct answer:

- (1) 10 20 30 40 50 60 ...
a. 50 b. 20 c. 70



- (2) 5 10 15 20 25 30 ...
a. 35 b. 40 c. 45



- (3) 2 4 6 8 10 12 ...
a. 13 b. 14 c. 15



- (4) 21 22 23 24 25 ...
a. 20 b. 26 c. 30



- (5) 1 3 5 7 9 ...
a. 10 b. 11 c. 12



- (6) 34 44 54 64 74 ...
a. 75 b. 76 c. 84



- (7) 90 80 70 60 50 ...
a. 60 b. 40 c. 20



- (8) 71 61 51 41 31 ...
a. 21 b. 22 c. 23

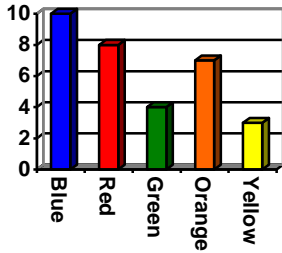


Lesson 2

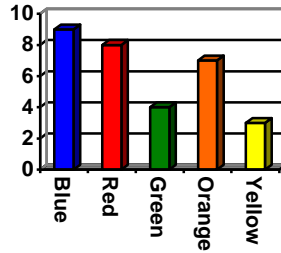
Choose the correct bar graph:

(1)

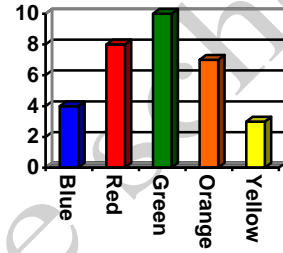
Favorite color	Blue	Red	Green	Orange	Yellow
No. of students	10	8	4	7	3



a.



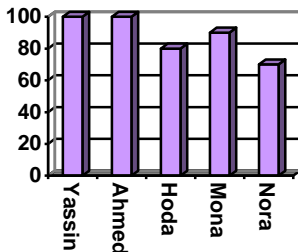
b.



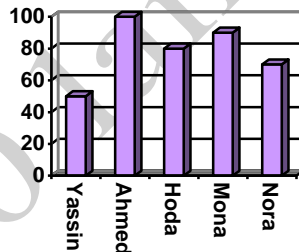
c.

(2)

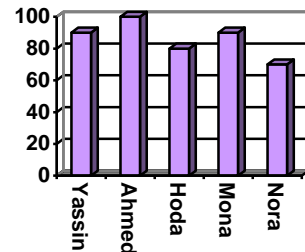
Name	Yassin	Ahmed	Hoda	Mona	Nora
Marks	90	100	80	90	70



a.



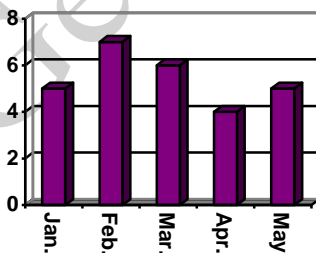
b.



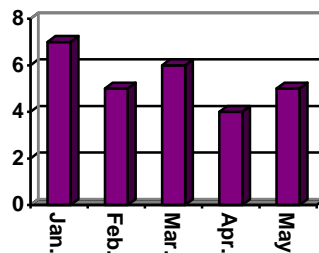
c.

(3)

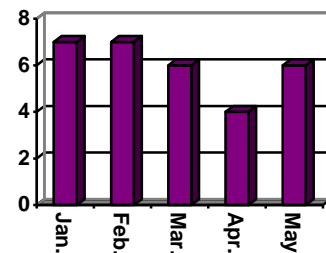
Month	Jan.	Feb.	Mar.	Apr.	May
Points	7	5	6	4	5



a.






b.



c.

Lesson 3

We need to create a pictograph about the number of flowers that have been sold during the week:



Red flower



Yellow flower



Pink flower



White flower



Each key/..... represents .

One flower

Red flower
Yellow flower
Pink flower
White flower

Lesson 4

Create the line plot using the set of given numbers:

(1)

5	6	4	7	8	9	8	7
6	5	4	4	5	4	4	6



(2)

1	2	3	2	5	6	5	7
10	1	1	4	9	1	4	8











(3)

20	22	22	23	23	23	23	24
25	26	27	28	28	28	29	29






Lesson 5

Complete the table:

No.	Bars	length
(1)	 cm
(2)	 cm
(3)	 cm
(4)	 cm
(5)	 cm
(6)	 cm
(7)	 cm
(8)	 cm


Lesson 6

Complete the table :

IMAGES	METERS OR CENTIMETERS?
	
	
	
	
	
	


Choose the best answer:

(1) funny Wheel



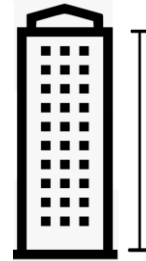
- a. 30 centimeters
- b. 3 meters
- c. 20 meters

(2) Screw



- a. 20 centimeters
- b. 1 meter
- c. 3 centimeters

(3) Building



- a. 300 centimeters
- b. 3 meters
- c. 30 meters

(4) Flash Memory



- a. 6 centimeters
- b. 30 centimeters
- c. 20 centimeters

(5) Horse



- a. 90 centimeters
- b. 2 meters
- c. 30 centimeters

(6) Key



- a. 15 centimeters
- b. 5 centimeters
- c. 5 meter

(7) copy book



- a. 5 centimeters
- b. 5 meters
- c. 25 centimeters

(8) chair



- a. 30 centimeters
- b. 1 meter
- c. 50 centimeters

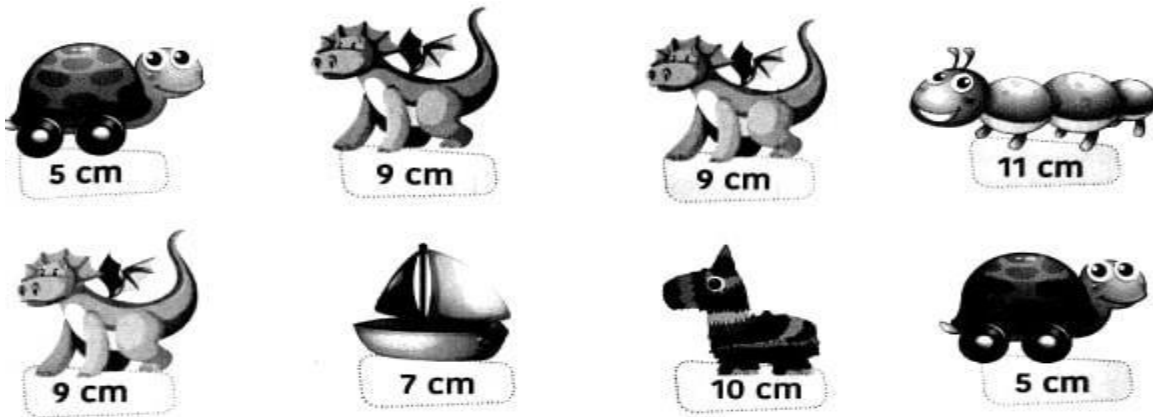
(9) Can of Beans



- a. 120 centimeters
- b. 3 meters
- c. 10 centimeters

Lesson 7&8

1 - Use the following lengths of toys to form a line plot:



Title:

Key represents

- a) What is the frequency of the smallest length you have recorded?
- b) What is the frequency of the biggest length you have recorded?



Convert to millimeter (mm)

7 cm =..... mm

5 cm =..... mm

3 cm =..... mm

1 cm =..... mm

8 cm =..... mm

14 cm =..... mm

23 cm =..... mm

9 cm =..... mm

11 cm =..... mm

17 cm =..... mm

2 cm =..... mm

34 cm =..... mm

63 cm =..... mm

Convert to centimeter (cm)

70 mm =..... cm

20 mm =..... cm

40 mm =..... cm

120 mm =..... cm

130 mm =..... cm

170 mm =..... cm

230 mm =..... cm

180 mm =..... cm

Lesson 9&10

Circle the better estimation:

1.



15 cm long

50 cm long

2.



1 m tall

10 m tall

3.



3 cm long

3 m long




4.



10 m tall

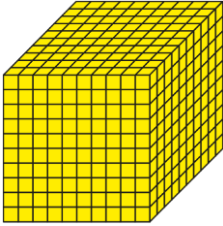



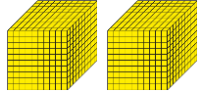
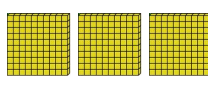


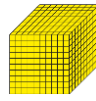

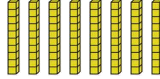

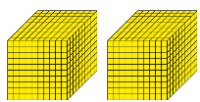

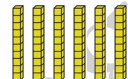

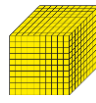
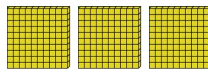


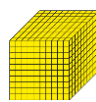
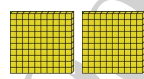


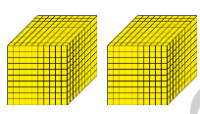



10 cm tall

Estimate the length then complete:



Find the real object.	Measure.
<p>chair</p> 	<p>_____ centimeters</p> <p>_____ meters</p>
<p>teacher's desk</p> 	<p>_____ centimeters</p> <p>_____ meters</p>
<p>wall</p> 	<p>_____ centimeters</p> <p>_____ meters</p>

Lesson 11 &12

Write the correct number:

Thousands	Hundreds	Tens	Ones	
				The number
				2354
			
			
			
			
			

The value and the place value

<p>I am in the hundred thousands place</p>  <p>My value is 200 000</p>	<p>I am in the ten thousands place</p>  <p>My value is 40 000</p>	<p>I am in the thousands place</p>  <p>My value is 1 000</p>	<p>I am in the hundreds place</p>  <p>My value is 900</p>	<p>I am in the tens place</p>  <p>My value is 80</p>	<p>I am in the ones place</p>  <p>My value is 7</p>
---	--	---	--	---	--

Write the value and the place value of the underline digit:

The number	The place value	The value
24 <u>5</u> 136	Thousands	5 000
3 <u>6</u> 8 132
703 2 <u>0</u> 1
3 <u>0</u> 0 109
<u>6</u> 23 871
36 9 <u>5</u> 0
79 <u>4</u> 56
9 23 <u>4</u>
652 3 <u>4</u> 8
<u>1</u> 4 369
258 96 <u>3</u>
1 <u>9</u> 65
<u>7</u> 00 000
1 <u>5</u> 0 000
78 <u>4</u> 596
<u>4</u> 51 263

Lesson 13&14

Complete the Table:

Standard form	Expanded form
245 136 =	200 000 + 40 000 + 5000 + 100 + 30 + 6
368 132 =
743 291 =
354 139 =
623 871 =
36 953 =
79 456 =
9 234 =
3 591 =
..... =	600 000 + 50 000 + 2 000 + 300 + 40 + 8
..... =	10 000 + 4 000 + 300 + 60 + 9
..... =	200 000 + 8 000 + 900 + 3
..... =	1 000 + 900 + 60 + 5
..... =	700 000 + 200 + 4
..... =	100 000 + 50 000 + 90

Complete using (<), (>) or (=):

23 456 ○ 33 456

34 901 ○ 21 479

10 478 ○ 9 876

124 200 ○ 321 100

987 143 ○ 976 143

801 900 ○ 800 000

65 243 ○ $60\,000 + 5\,000 + 200 + 40 + 3$

32 469 ○ $90\,000 + 1\,000 + 400 + 60 + 9$

93 241 ○ $800\,000 + 20\,000 + 300 + 20 + 1$

503 236 ○ $500\,000 + 3\,000 + 200 + 30 + 7$

600 500 ○ seven hundred thousand

Order from smallest to greatest:

① 426 178 , 320 198 , 102 329 , 258 987

..... , , ,

② 536 279 , 92 358 , 120 350 , 471 084

..... , , ,

③ 321 273 , 900 000 , 400 329 , 200 900

..... , , ,

④ 321 957 , 91 300 , 85 618 , 300 987

..... , , ,



Order from greatest to smallest: ↓

① 426 178 , 320 198 , 102 329 , 258 987

..... , , ,

② 536 279 , 92 358 , 120 350 , 471 084

..... , , ,

③ 321 273 , 900 000 , 400 329 , 200 900

..... , , ,

④ 321 957 , 91 300 , 85 618 , 300 987

..... , , ,

Lesson 15&16



Number of rows:

Number of apples in each row:

Total number of apples:



Number of rows:

Number of cupcakes in each row:

Total number of cupcakes:



Number of rows:

Number of biscuits in each row:

Total number of biscuits:



Number of rows:

Number of donuts in each row:

Total number of donuts:



Number of rows:

Number of cupcakes each row:

Total number of cupcakes:



Number of rows:

Number of mangoes in each row:

Total number of mangoes:



Number of rows:

Number of eggs in each row:

Total number of eggs:



Number of rows:

Number of donuts in each row:

Total number of donuts:



Number of columns:

Number of stars in each column:

Total number of stars:



Number of columns:

Number of stars in each column:

Total number of stars:



Number of columns:

Number of stars in each column:

Total number of stars:



Number of columns:

Number of stars in each column:

Total number of stars:



Number of columns:

Number of stars in each column:

Total number of stars:



Number of columns:

Number of stars in each column:

Total number of stars:



Number of columns:

Number of stars in each column:

Total number of stars:




Number of columns:

Number of stars in each column:

Total number of stars:

Lesson 17&18




Number of rows: _____

Number of columns: _____

Total number of triangles: _____

$$\begin{array}{c} \text{_____} \\ \text{rows} \end{array} \times \begin{array}{c} \text{_____} \\ \text{columns} \end{array} = \begin{array}{c} \text{_____} \\ \text{product} \end{array}$$



Number of rows: _____

Number of columns: _____

Total number of triangles: _____

$$\begin{array}{c} \text{_____} \\ \text{rows} \end{array} \times \begin{array}{c} \text{_____} \\ \text{columns} \end{array} = \begin{array}{c} \text{_____} \\ \text{product} \end{array}$$



Number of rows: _____

Number of columns: _____

Total number of hearts: _____

$$\begin{array}{c} \underline{\hspace{1cm}} \\ \text{rows} \end{array} \times \begin{array}{c} \underline{\hspace{1cm}} \\ \text{columns} \end{array} = \begin{array}{c} \underline{\hspace{1cm}} \\ \text{product} \end{array}$$




Number of rows: _____

Number of columns: _____

Total number of hearts: _____

$$\begin{array}{c} \underline{\hspace{1cm}} \\ \text{rows} \end{array} \times \begin{array}{c} \underline{\hspace{1cm}} \\ \text{columns} \end{array} = \begin{array}{c} \underline{\hspace{1cm}} \\ \text{product} \end{array}$$




Number of circles: _____

Number of dots: _____

Total number of dots: _____

$$\begin{array}{c} \underline{\hspace{1cm}} \\ \text{circles} \end{array} \times \begin{array}{c} \underline{\hspace{1cm}} \\ \text{dots} \end{array} = \begin{array}{c} \underline{\hspace{1cm}} \\ \text{product} \end{array}$$




Number of circles: _____

Number of dots: _____

Total number of dots: _____

$$\begin{array}{c} \underline{\hspace{1cm}} \\ \text{circles} \end{array} \times \begin{array}{c} \underline{\hspace{1cm}} \\ \text{dots} \end{array} = \begin{array}{c} \underline{\hspace{1cm}} \\ \text{product} \end{array}$$

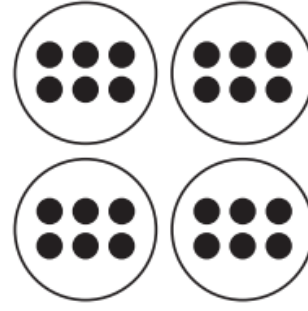


Number of circles: _____

Number of dots: _____

Total number of dots: _____

$$\begin{array}{ccc} \underline{\hspace{2cm}} & \times & \underline{\hspace{2cm}} = \underline{\hspace{2cm}} \\ \text{circles} & \text{dots} & \text{product} \end{array}$$



Number of circles: _____

Number of dots: _____

Total number of dots: _____

$$\begin{array}{ccc} \underline{\hspace{2cm}} & \times & \underline{\hspace{2cm}} = \underline{\hspace{2cm}} \\ \text{circles} & \text{dots} & \text{product} \end{array}$$


Lesson 19 & 20

1. Write a multiplication sentence for the array.



Write a multiplication sentence for the model. Then use the Commutative Property of Multiplication to write a related multiplication sentence.

2.



$$\underline{\quad} \times \underline{\quad} = \underline{\quad}$$

$$\underline{\quad} \times \underline{\quad} = \underline{\quad}$$

3.



$$\underline{\quad} \times \underline{\quad} = \underline{\quad}$$

$$\underline{\quad} \times \underline{\quad} = \underline{\quad}$$

4.



$$\underline{\quad} \times \underline{\quad} = \underline{\quad}$$

$$\underline{\quad} \times \underline{\quad} = \underline{\quad}$$

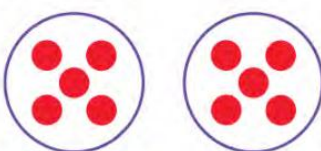
5.



$$\underline{\quad} \times \underline{\quad} = \underline{\quad}$$

$$\underline{\quad} \times \underline{\quad} = \underline{\quad}$$

6.



$$\underline{\quad} \times \underline{\quad} = \underline{\quad}$$

$$\underline{\quad} \times \underline{\quad} = \underline{\quad}$$

7.



$$\underline{\quad} \times \underline{\quad} = \underline{\quad}$$

$$\underline{\quad} \times \underline{\quad} = \underline{\quad}$$

Lesson 21 & 22

Example problem: Farha went to the store to buy rolls for a big family dinner. At the store, she bought 4 bags of rolls. Each bag contained 5 rolls. How many rolls did Farha buy?

Work Space:

Multiplication equation: _____

1. On Samira's walk home she saw 6 cars. If each car has 4 wheels, how many wheels did she see in all?

Work Space:

Multiplication equation: _____

2. Manal brought 6 bags of cookies to school. Each bag had 3 cookies in it. How many cookies were there all together?

Work Space:

Multiplication equation: _____

3. Malek runs 3 miles each day. How many miles does he run in 7 days?

Work Space:

Multiplication equation: _____



4. A bag of oranges holds 4 oranges. How many oranges are in 8 bags?

Work Space:

Multiplication equation: _____



5. It takes a rocket 7 seconds to travel one kilometer. How many seconds will it take to travel 4 kilometers?

Work Space:

Multiplication equation: _____



6. Each pack of pencils contains 8 pencils. How many pencils are in 3 packs?

Work Space:

Multiplication equation: _____

Lesson 23

Use the 120 Chart below to complete the following:

- Color the multiples of 2 _____ (color stated by teacher).
- Color the multiples of 3 _____ (color stated by teacher).
- Respond to the prompts at the bottom of the page.

1	2	3	4	5	6	7	8	9	10
11	12	13	14	15	16	17	18	19	20
21	22	23	24	25	26	27	28	29	30

List the first 10 multiples of 2.

_____, _____, _____, _____, _____, _____, _____, _____, _____, _____

List the first 10 multiples of 3.

_____, _____, _____, _____, _____, _____, _____, _____, _____, _____

List all of the multiples you found that 2 and 3 share:

Table 2



Complete:


(a) The number of legs of 2 hens = ... \times ... = ...

(b) The number of legs of 3 hens = ... \times ... = ...

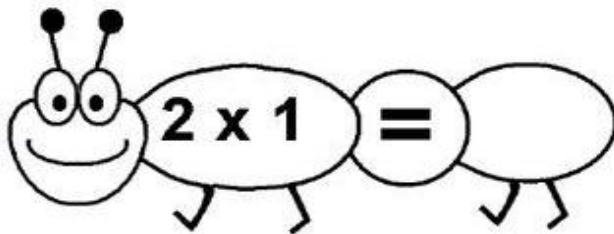
(c) The number of legs of 5 hens = ... \times ... = ...

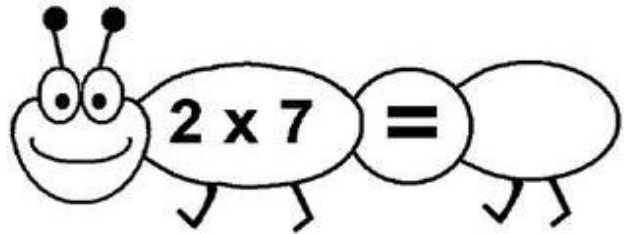
(d) The number of legs of 8 hens = ... \times ... = ...

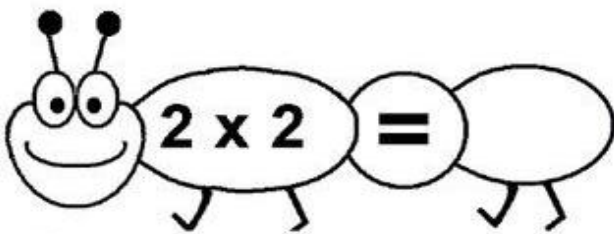
(e) The number of legs of 9 hens = ... \times ... = ...

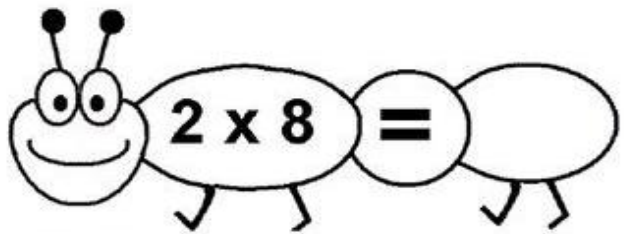


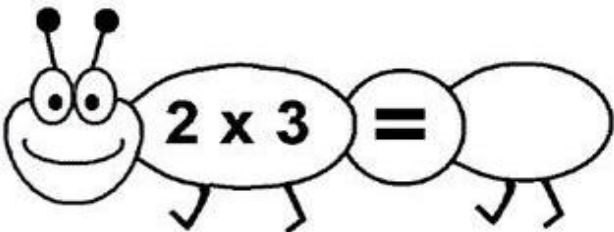
The two times table

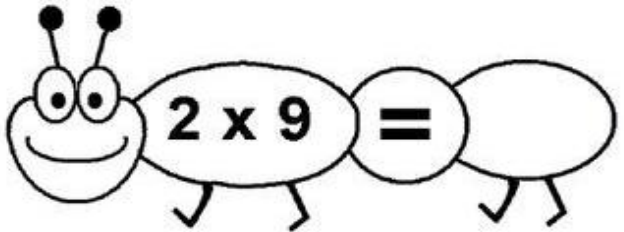
 $2 \times 1 = \quad$


 $2 \times 7 = \quad$

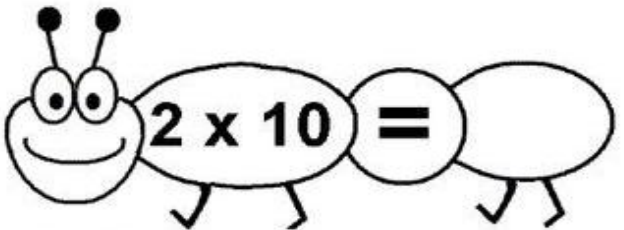
 $2 \times 2 = \quad$

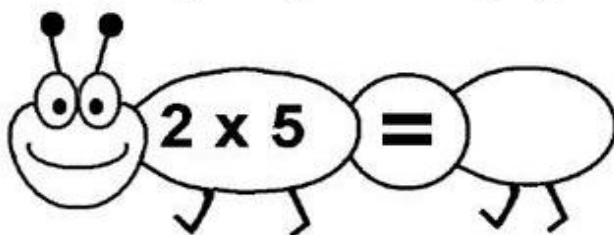
 $2 \times 8 = \quad$


 $2 \times 3 = \quad$

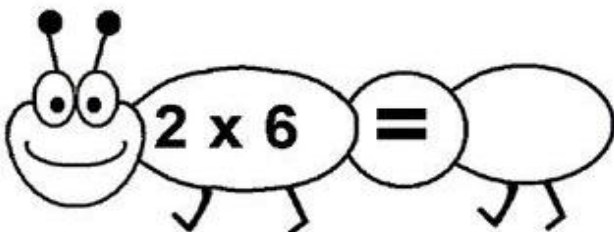
 $2 \times 9 = \quad$

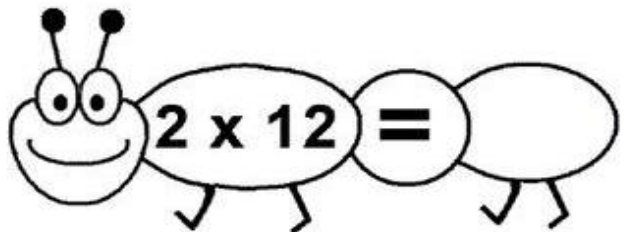
 $2 \times 4 = \quad$

 $2 \times 10 = \quad$

 $2 \times 5 = \quad$

 $2 \times 11 = \quad$

 $2 \times 6 = \quad$

 $2 \times 12 = \quad$

The three times table

 $3 \times 1 =$

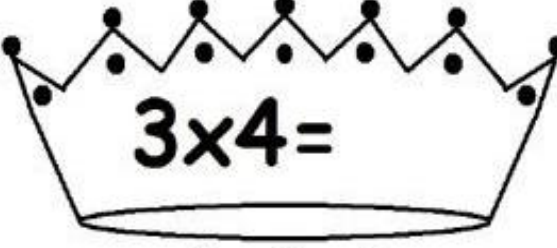
 $3 \times 7 =$

 $3 \times 2 =$

 $3 \times 8 =$

 $3 \times 3 =$

 $3 \times 9 =$

 $3 \times 4 =$

 $3 \times 10 =$

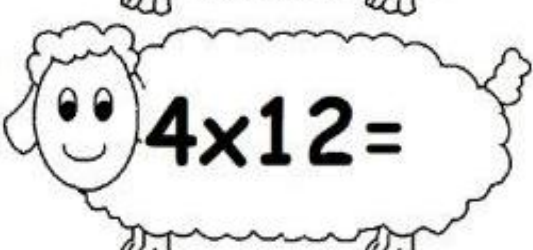
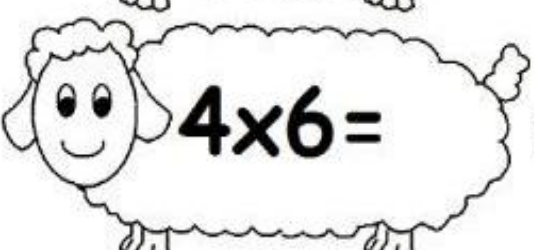
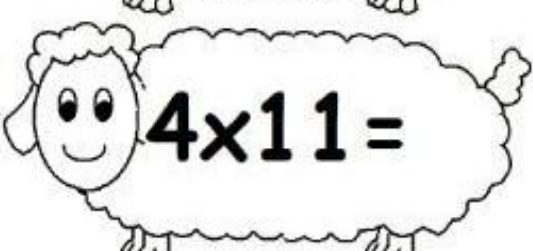

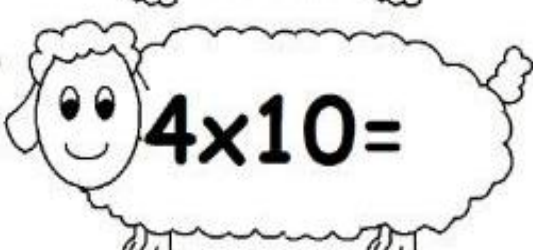
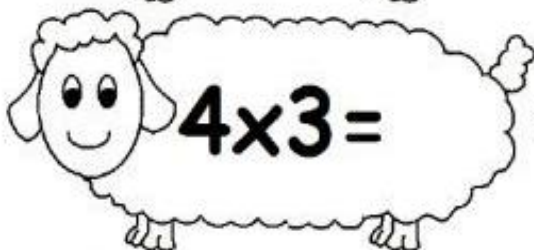
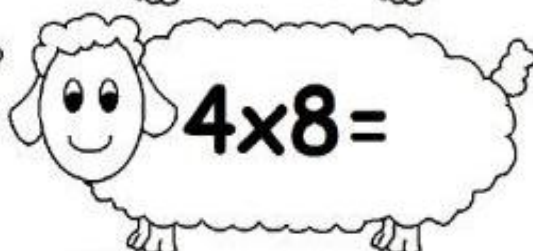
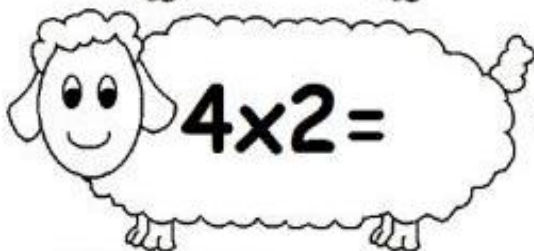
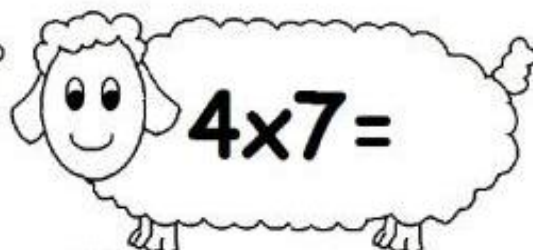
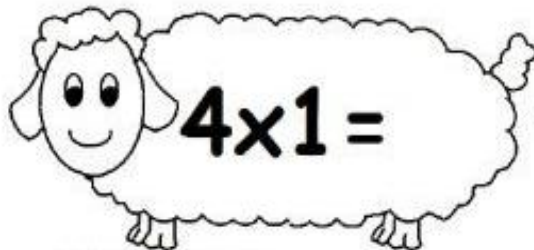
 $3 \times 5 =$

 $3 \times 11 =$

 $3 \times 6 =$

 $3 \times 12 =$

The four times table



Lesson 24 & 25

Table 5



Use the 120 Chart on the previous page to complete the following:

- Color the multiples of 5 _____ (color stated by teacher).
- Write the equations for the multiples of five. The first two have been done for you.

$$5 \times 1 = 5$$

$$5 \times 2 = 10$$

$$5 \times 3 = \underline{\hspace{2cm}}$$

$$5 \times 4 = \underline{\hspace{2cm}}$$

$$5 \times \underline{\hspace{2cm}} = \underline{\hspace{2cm}}$$

$$5 \times \underline{\hspace{2cm}} = \underline{\hspace{2cm}}$$

$$5 \times \underline{\hspace{2cm}} = \underline{\hspace{2cm}}$$

$$5 \times \underline{\hspace{2cm}} = \underline{\hspace{2cm}}$$

$$5 \times \underline{\hspace{2cm}} = \underline{\hspace{2cm}}$$

$$5 \times \underline{\hspace{2cm}} = \underline{\hspace{2cm}}$$

$$5 \times \underline{\hspace{2cm}} = \underline{\hspace{2cm}}$$

$$5 \times \underline{\hspace{2cm}} = \underline{\hspace{2cm}}$$

6 TIMES TABLE

6	×	0	=	_____
6	×	1	=	_____
6	×	2	=	_____
6	×	3	=	_____
6	×	4	=	_____
6	×	5	=	_____
6	×	6	=	_____
6	×	7	=	_____
6	×	8	=	_____
6	×	9	=	_____
6	×	10	=	_____

Table 7

7	×	0	=	<hr/>
7	×	1	=	<hr/>
7	×	2	=	<hr/>
7	×	3	=	<hr/>
7	×	4	=	<hr/>
7	×	5	=	<hr/>
7	×	6	=	<hr/>
7	×	7	=	<hr/>
7	×	8	=	<hr/>
7	×	9	=	<hr/>
7	×	10	=	<hr/>
7	×	11	=	<hr/>
7	×	12	=	<hr/>

Table 8

8	×	0	=	_____
8	×	1	=	_____
8	×	2	=	_____
8	×	3	=	_____
8	×	4	=	_____
8	×	5	=	_____
8	×	6	=	_____
8	×	7	=	_____
8	×	8	=	_____
8	×	9	=	_____
8	×	10	=	_____
8	×	11	=	_____
8	×	12	=	_____

Table 9

9×0	$=$	<hr/>
9×1	$=$	<hr/>
9×2	$=$	<hr/>
9×3	$=$	<hr/>
9×4	$=$	<hr/>
9×5	$=$	<hr/>
9×6	$=$	<hr/>
9×7	$=$	<hr/>
9×8	$=$	<hr/>
9×9	$=$	<hr/>
9×10	$=$	<hr/>

• Color the multiples of 10 _____ (color stated by teacher).

1	2	3	4	5	6	7	8	9	10
11	12	13	14	15	16	17	18	19	20
21	22	23	24	25	26	27	28	29	30
31	32	33	34	35	36	37	38	39	40
41	42	43	44	45	46	47	48	49	50
51	52	53	54	55	56	57	58	59	60
61	62	63	64	65	66	67	68	69	70
71	72	73	74	75	76	77	78	79	80
81	82	83	84	85	86	87	88	89	90
91	92	93	94	95	96	97	98	99	100
101	102	103	104	105	106	107	108	109	110
111	112	113	114	115	116	117	118	119	120

Write the equations for the multiples of ten. The first two have been done for you.

$$10 \times 1 = 10$$

$$10 \times \underline{\quad\quad} = \underline{\quad\quad}$$

$$10 \times 2 = 20$$

$$10 \times \underline{\quad\quad} = \underline{\quad\quad}$$

$$10 \times 3 = \underline{\quad\quad}$$

$$10 \times \underline{\quad\quad} = \underline{\quad\quad}$$

$$10 \times 4 = \underline{\quad\quad}$$

$$10 \times \underline{\quad\quad} = \underline{\quad\quad}$$

$$10 \times \underline{\quad\quad} = \underline{\quad\quad}$$

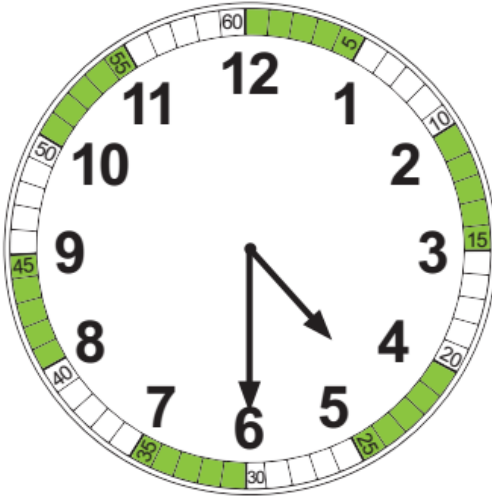
$$10 \times \underline{\quad\quad} = \underline{\quad\quad}$$

$$10 \times \underline{\quad\quad} = \underline{\quad\quad}$$

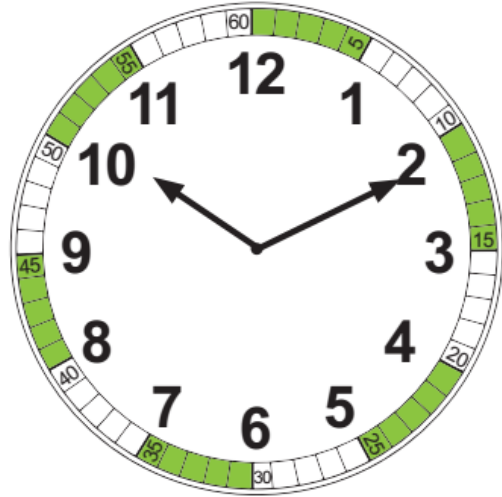
$$10 \times \underline{\quad\quad} = \underline{\quad\quad}$$

Lesson 26 & 27

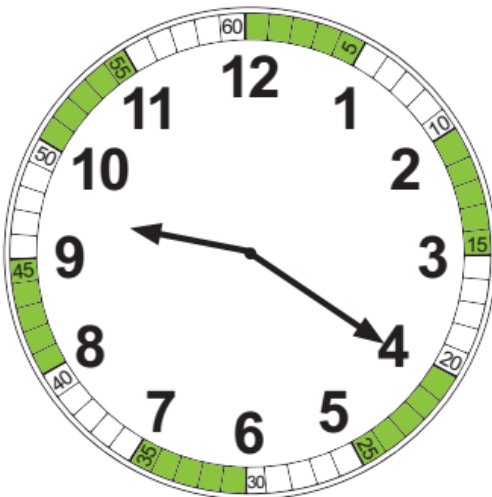
Directions: Look at each of the clocks below. Determine the time on the analog clock and write the digital time below. Remember that each hour number represents a group of 5 minutes.



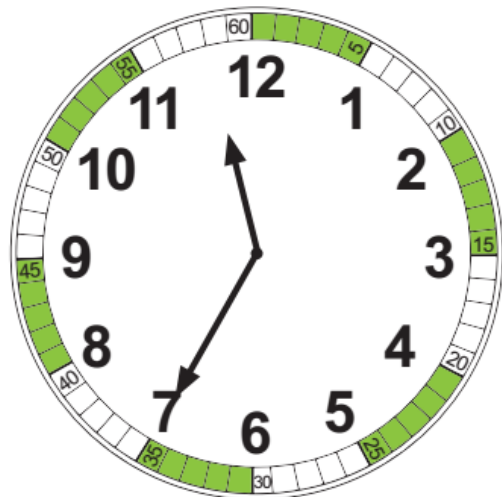
_____ : _____



_____ : _____



_____ : _____



_____ : _____

Draw the minute hand on the analog clock.

Round One:



1 : 30

Round Two:



2 : 30

Round Three:



7 : 15

Round Four:



4 : 35


Round Five:



10 : 45

Draw the minute hand to show the time.

1.



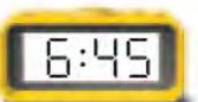
2.




3.



4.



5.



6.




8.




9.



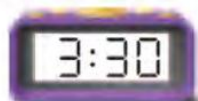
10.




11.



12.



13.



Look at the clock hands. Write the time.

1.



2.



3.



4.



5.



6.



Look at the clock hands. Write the time.

7.



8.



9.



10.



11.

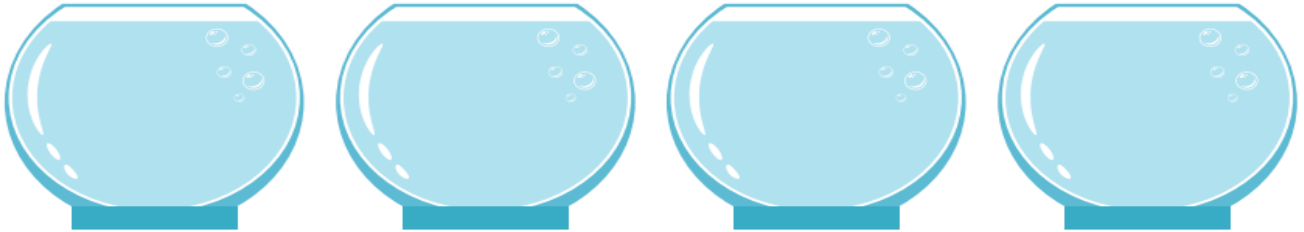


12.



Lesson 28 &29


1. There are 16 fish that need to be placed in 4 bowls. Each bowl must hold the same number of fish. How many fish should be put into each bowl? Draw a picture in the bowls below to solve the problem.



2. Sameh is preparing gift baskets. He has 20 oranges that need to be divided equally between 5 baskets. Draw a picture in the baskets below to solve the problem.



3. The teacher has 36 crayons to share equally between 6 students. She must place the crayons in the cups below. Draw a picture in the cups below to solve the problem.



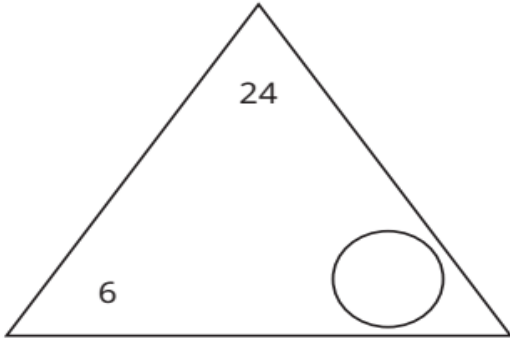
Directions: Draw a mathematical picture to solve.

Each cat needs 2 fish for lunch. How many cats can we feed with 12 fish?

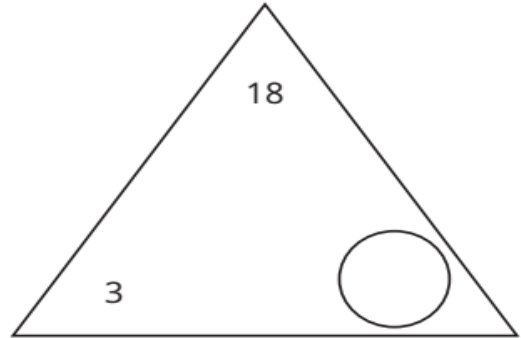


Lesson 30

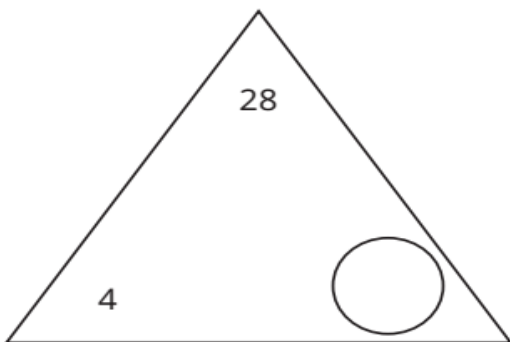
Directions: Find the missing factor in the triangles below. Then write the four equations that go with the fact family. Use the counters to help you.



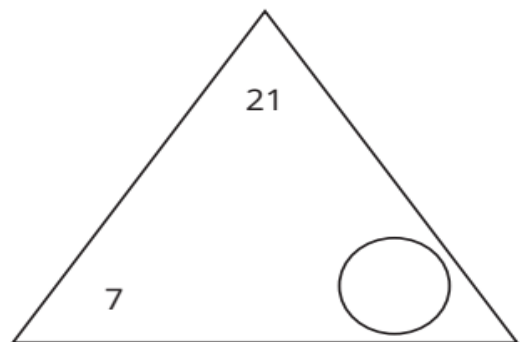
$$\begin{array}{rcl} \underline{\quad} & \times & \underline{\quad} = \underline{\quad} \\ \underline{\quad} & \times & \underline{\quad} = \underline{\quad} \\ \underline{\quad} & \div & \underline{\quad} = \underline{\quad} \\ \underline{\quad} & \div & \underline{\quad} = \underline{\quad} \end{array}$$



$$\begin{array}{rcl} \underline{\quad} & \times & \underline{\quad} = \underline{\quad} \\ \underline{\quad} & \times & \underline{\quad} = \underline{\quad} \\ \underline{\quad} & \div & \underline{\quad} = \underline{\quad} \\ \underline{\quad} & \div & \underline{\quad} = \underline{\quad} \end{array}$$

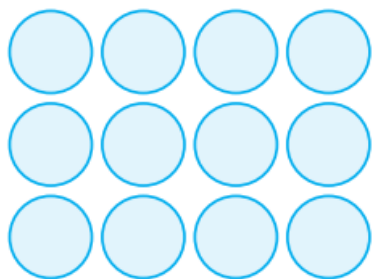


$$\begin{array}{rcl} \underline{\quad} & \times & \underline{\quad} = \underline{\quad} \\ \underline{\quad} & \times & \underline{\quad} = \underline{\quad} \\ \underline{\quad} & \div & \underline{\quad} = \underline{\quad} \\ \underline{\quad} & \div & \underline{\quad} = \underline{\quad} \end{array}$$




$$\begin{array}{rcl} \underline{\quad} & \times & \underline{\quad} = \underline{\quad} \\ \underline{\quad} & \times & \underline{\quad} = \underline{\quad} \\ \underline{\quad} & \div & \underline{\quad} = \underline{\quad} \\ \underline{\quad} & \div & \underline{\quad} = \underline{\quad} \end{array}$$

CHALLENGE: Describe each of these arrays using one multiplication equation and one division equation.




$$\underline{\hspace{1cm}} \times \underline{\hspace{1cm}} = \underline{\hspace{1cm}}$$

$$\underline{\hspace{1cm}} \div \underline{\hspace{1cm}} = \underline{\hspace{1cm}}$$



$$\underline{\hspace{1cm}} \times \underline{\hspace{1cm}} = \underline{\hspace{1cm}}$$


$$\underline{\hspace{1cm}} \div \underline{\hspace{1cm}} = \underline{\hspace{1cm}}$$



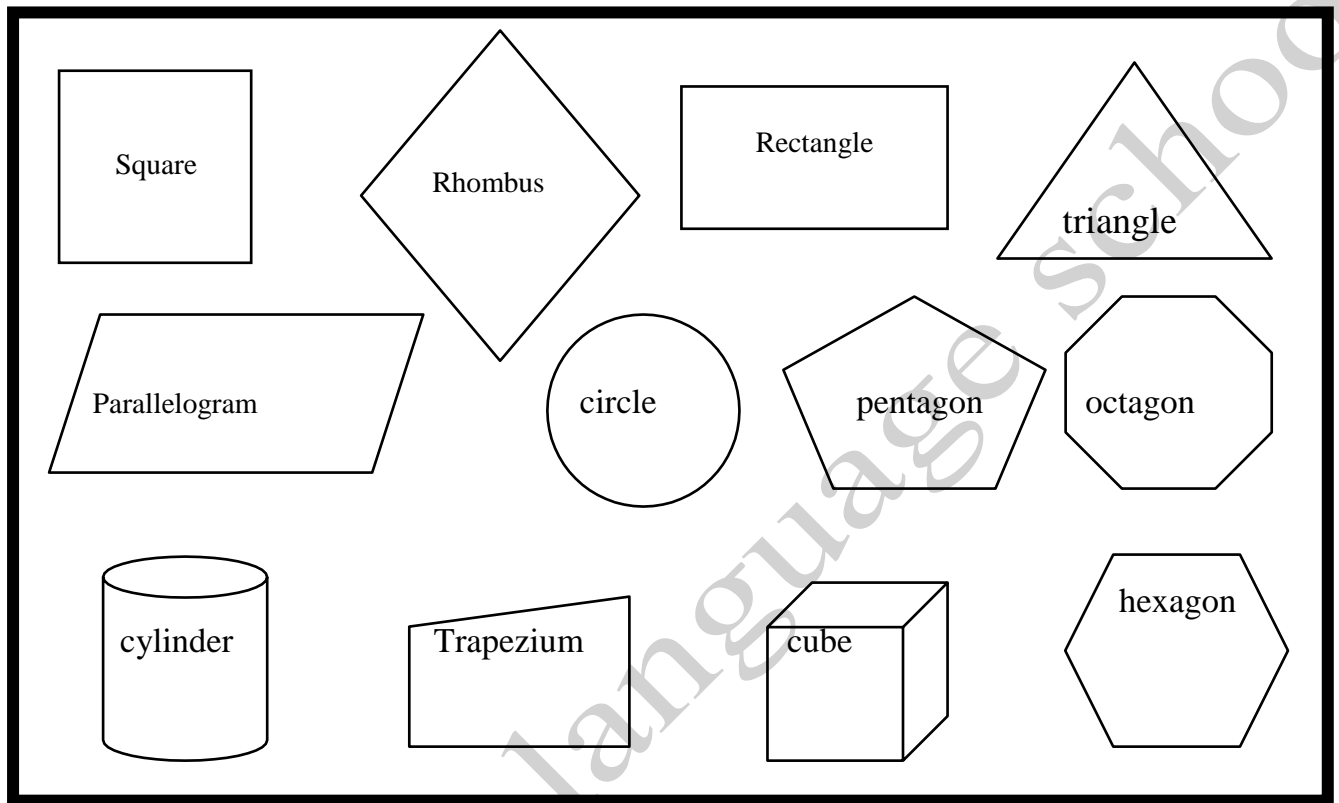
Lesson 31

polygons

Classify According to the number of vertices:



Classify the following shapes as required:



Polygon with 3 sides:	Quadrilateral:
Not polygons:	Polygons have more than 4 sides:

Complete the following:

a) **Quadrilaterals have parallel sides are**

.....

b) **Quadrilaterals have 4 equal sides are**

.....

c) **Quadrilaterals have the same vertices are**

.....

Lesson 34 & 35


Directions: Determine the area of each rectangle.

Rectangle #1:




Total area = _____ square units

Rectangle #2:




Total area = _____ square units

Rectangle #3:




Total area = _____ square units

Rectangle #4:



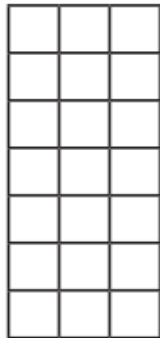
Total area = _____ square units

Rectangle #5:



Total area = _____ square units


Rectangle #6:



Total area = _____ square units

Lesson 36

1. Look at the figure.

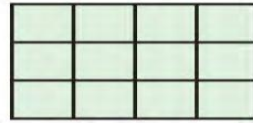
_____ rows of _____ = 

Add. _____ + _____ + _____ = _____

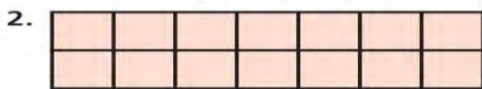
Multiply. _____ \times _____ = _____

What is the area of the figure?

_____ square units

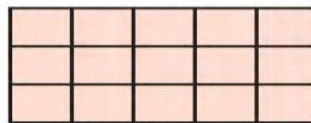


Find the area of the figure.
Each unit square is 1 square foot.

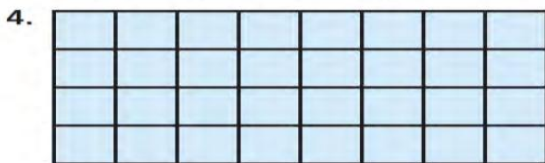




3.

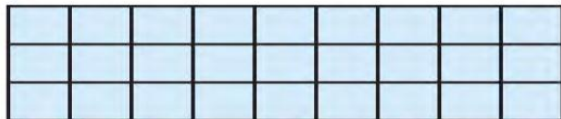


Find the area of the figure.
Each unit square is 1 square meter.







5.

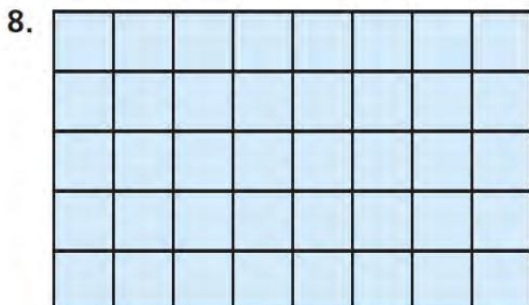


Find the area of the figure.
Each unit square is 1 square foot.

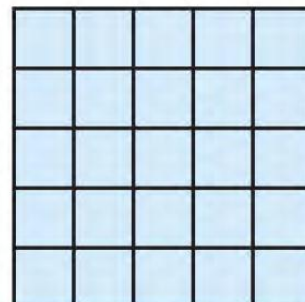


7.





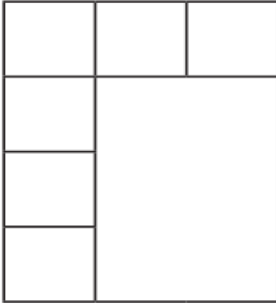
9.



Lesson 37

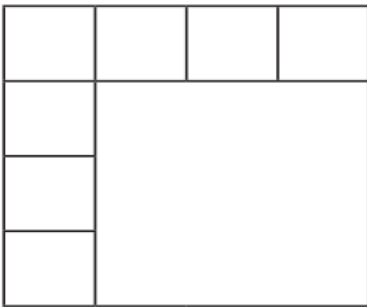
Directions: Determine the total area of each shape.

Rectangle #1:



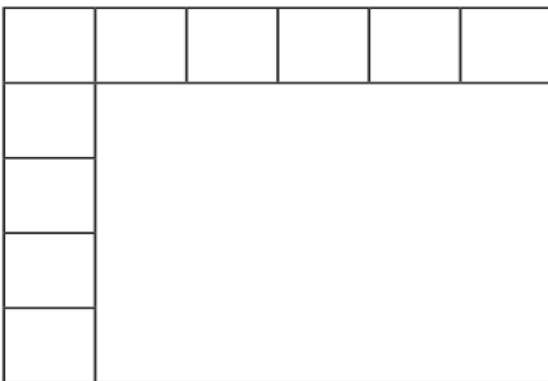
Total area = _____ square units

Rectangle #2:




Total area = _____ square units

Rectangle #3:



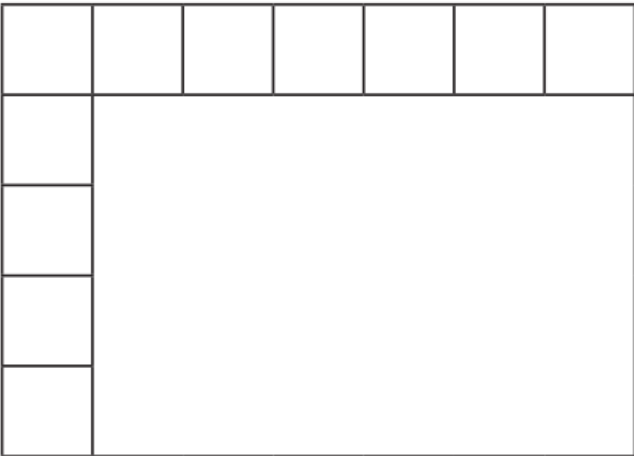
Total area = _____ square units

Rectangle #4:



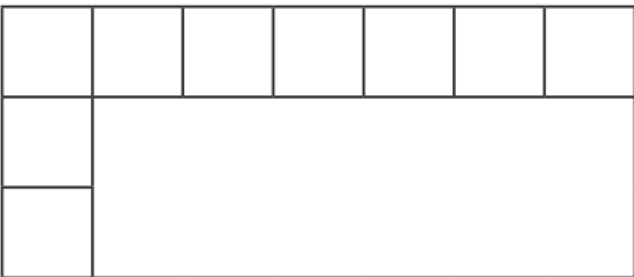
Total area = _____ square units

Rectangle #5:



Total area = _____ square units

Rectangle #6:




Total area = _____ square units

Lesson 38&39

Directions: Break apart the arrays and, using the distributive property, write an equation to show your work.

1.



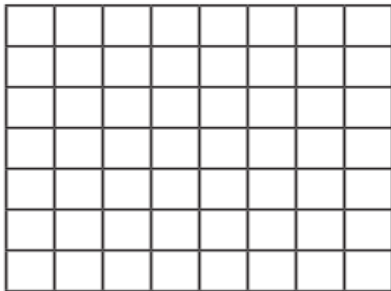
$$\underline{\quad} \times \underline{\quad} = \square$$

$$\underline{\quad} \times \underline{\quad} = \square$$

$$\square + \square = \bigcirc$$

$$8 \times 9 = \underline{\quad}$$

2.



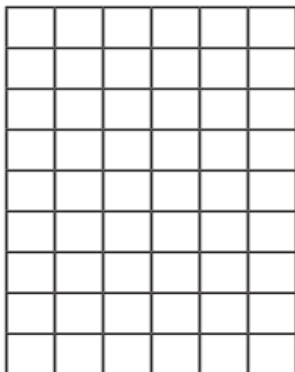
$$\underline{\quad} \times \underline{\quad} = \square$$

$$\underline{\quad} \times \underline{\quad} = \square$$

$$\square + \square = \bigcirc$$

$$7 \times 8 = \underline{\quad}$$

3.




$$\underline{\quad} \times \underline{\quad} = \square$$

$$\underline{\quad} \times \underline{\quad} = \square$$

$$\square + \square = \bigcirc$$

$$9 \times 6 = \underline{\quad}$$

4.



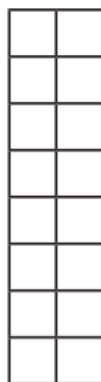
$$\underline{\quad} \times \underline{\quad} = \square$$

$$\underline{\quad} \times \underline{\quad} = \square$$

$$\square + \square = \bigcirc$$

$$5 \times 10 = \underline{\quad}$$

5.



$$\underline{\quad} \times \underline{\quad} = \square$$

$$\underline{\quad} \times \underline{\quad} = \square$$

$$\square + \square = \bigcirc$$

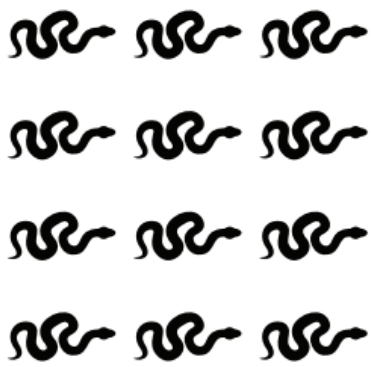
$$8 \times 2 = \underline{\quad}$$

Lesson 40


Directions: Break up the following arrays in as many different ways as possible. Use different colors to keep track of your different arrays. Then select the one that is most helpful to you as a mathematician and write the equations that match it in the box.



Equations:



Equations:



Equations:



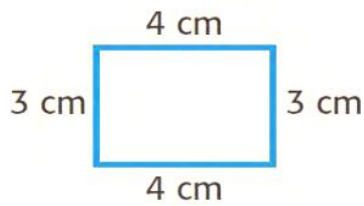
Equations:



Equations:

Lesson 41 to 43

The perimeter of a polygon is the sum of the side lengths.



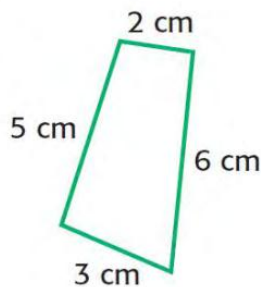
$$\begin{aligned}\text{Perimeter} &= 3 \text{ cm} + 4 \text{ cm} + 3 \text{ cm} + 4 \text{ cm} \\ &= 14 \text{ cm}\end{aligned}$$

Find the perimeter of each figure:

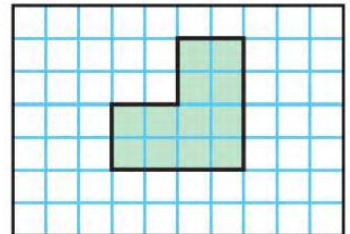
1.



2.



3.

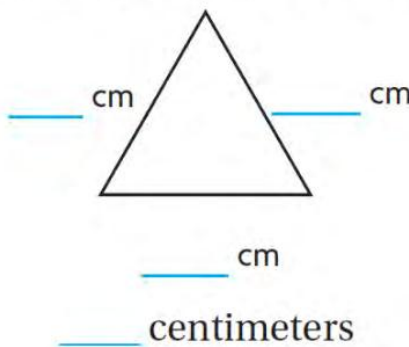


(1)

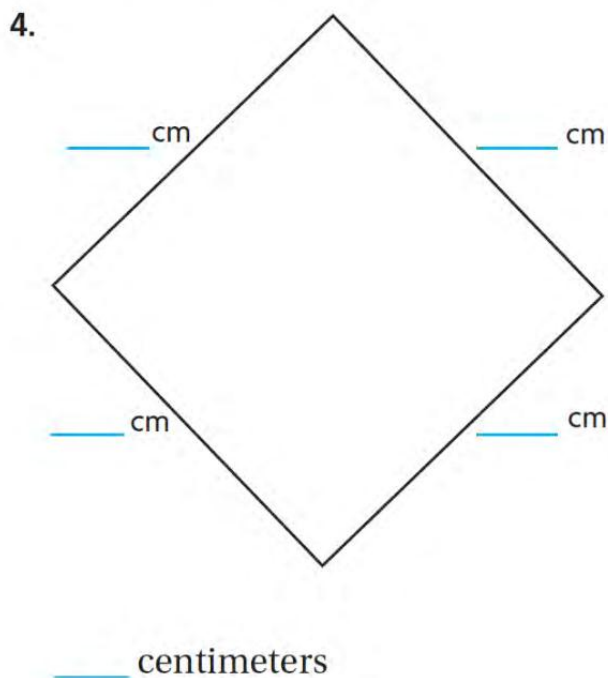
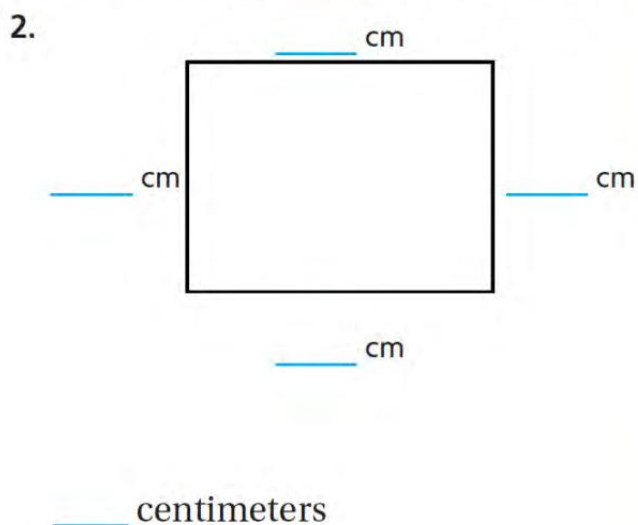
(2)

(3)

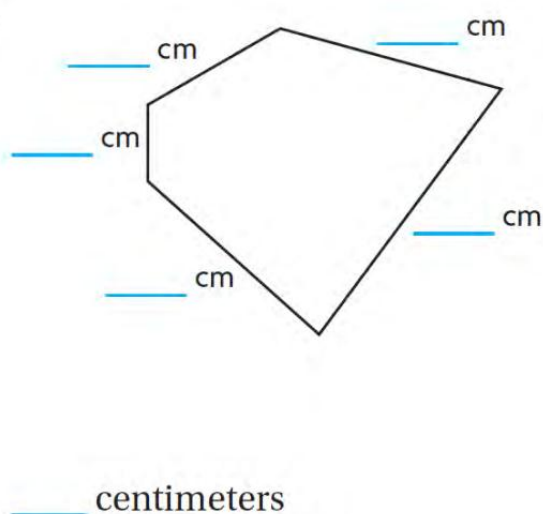
Using your ruler, find the perimeter of each figure:



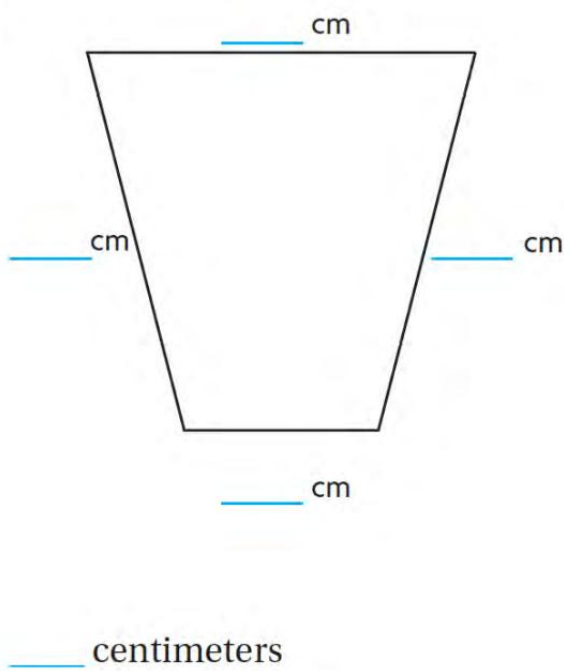
Think: How long is each side?




3.



5.



Directions: Look at the shapes below. Circle the shapes that are polygons and cross out the shapes that are NOT polygons.



Directions: Work with your Shoulder Partner to solve the perimeter and area problems below. Your teacher will give you additional directions.

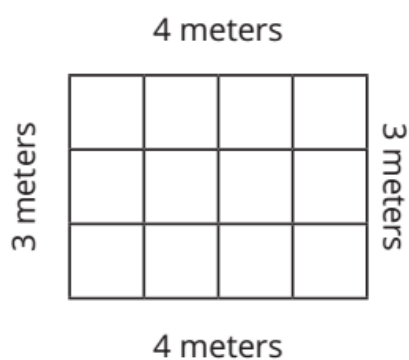
Goat Pen



Perimeter = _____ meters

Area = _____ square meters

Work Space



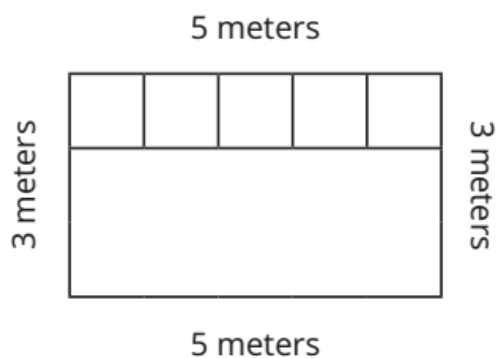
Chicken Pen



Perimeter = _____ meters

Area = _____ square meters

Work Space

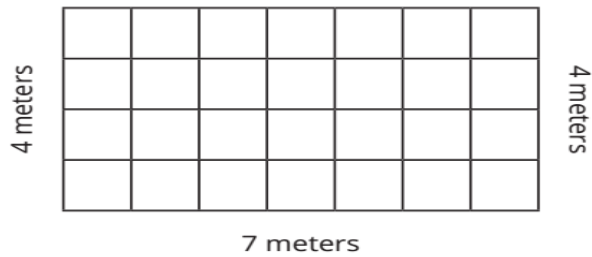


Lesson 44

A New Goat Pen



7 meters



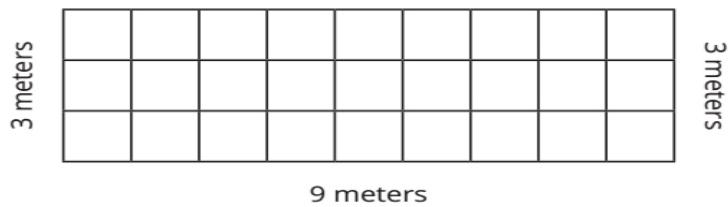
Work Space

Perimeter = _____ meters Area = _____ square meters

Cattle Pen



9 meters

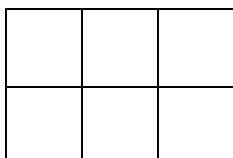


Work Space

Perimeter = _____ meters Area = _____ square meters

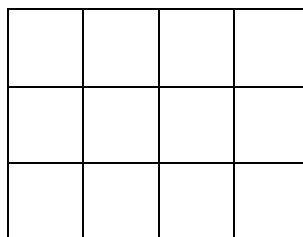


Find the area and the perimeter of following shapes :



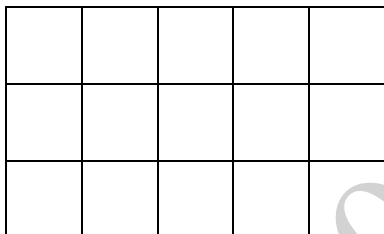
Perimeter=.....

Area=.....



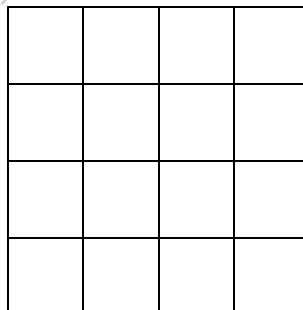
Perimeter =.....

Area =.....



Perimeter=

Area=.....



Perimeter=



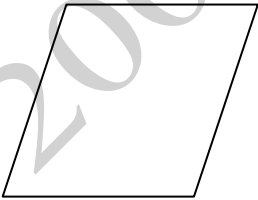

Area=.....

Lesson 45

1) Choose:

- a) Is a polygon in which 2 opposite sides are equal
(Square – parallelogram – trapezium)
- b) We can measure the length of book by
(meter – centimeter – millimeter)

2) Measure the length of each sides then find the perimeter:-

 <p>The perimeter= cm</p>	 <p>The perimeter=cm</p>
 <p>The perimeter = cm</p>	 <p>The perimeter =.....cm</p>

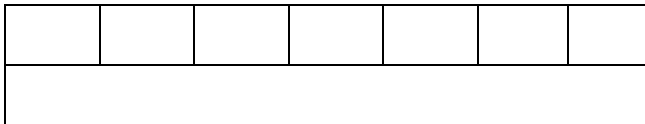
Lesson 46

1) Find the area and perimeter of the following:



The perimeter=.....

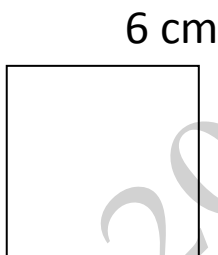
The area=.....



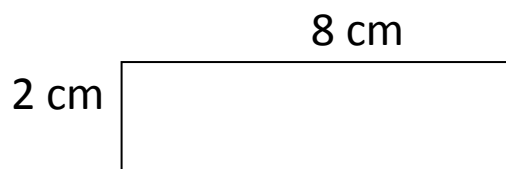
The perimeter=.....

The area=.....

2) Calculate the area then find the area of each animal:



Area=.....



Area=.....

Lesson 47 & 48

Yassin wants new carpeting for his bed room .his room is 9 meters by 7 meters rectangle ,how much carpeting he need to buy to cover hisentire bed room floor?

Area=.....

.....

2-Marwan wanted to make a fence around his dog pen.

If the dimensions of the fence are 4 meters and 6 meters.How long is the fence?

Perimeter=.....

3-Nouh is painting a mural of a side of a building that is 12 meters longand 10 meters wide. How many square meters will be applied to the entire wall?


Area=.....

.....

Lesson 49

Part 1 Directions: Solve the story problems below. Include a drawing and an equation for each problem. Be sure to label your answers.


1. Shaimaa is sewing a border on a square baby blanket. The length of the blanket is 45 centimeters and the width is 45 centimeters. How long will the border be?




2. Farouk is building a patio out of tiles. He wants the length of the patio to be 7 tiles across and its width to be 6 tiles. How many tiles will he use in all to build the patio?



3. Omnia wants to put a wooden trim around her window. The window is 4 meters tall and 1 meter wide. How much wood does she need for the trim?



4. A farmer is building a fence around his garden. If the garden is 8 meters long and 3 meters wide, how much fencing does he need to buy?




5. A rug is 3 meters long and 2 meters wide. What is the area of the rug?



Lesson 50

MODEL



THINK

$$5 \times 30 = 5 \times \underline{\quad} \text{ tens} \\ = \underline{\quad} \text{ tens} = \underline{\quad}$$

So, $5 \times 30 = \underline{\quad}$.

Use the place value to find the product:

- (1) $5 \times 70 = 5 \times \dots \text{ tens} = \dots \text{ tens} = \dots$
- (2) $4 \times 60 = 4 \times \dots \text{ tens} = \dots \text{ tens} = \dots$
- (3) $2 \times 80 = 2 \times \dots \text{ tens} = \dots \text{ tens} = \dots$
- (4) $5 \times 60 = 5 \times \dots \text{ tens} = \dots \text{ tens} = \dots$
- (5) $3 \times 40 = 3 \times \dots \text{ tens} = \dots \text{ tens} = \dots$
- (6) $3 \times 70 = 3 \times \dots \text{ tens} = \dots \text{ tens} = \dots$
- (7) $8 \times 40 = 8 \times \dots \text{ tens} = \dots \text{ tens} = \dots$
- (8) $6 \times 90 = 6 \times \dots \text{ tens} = \dots \text{ tens} = \dots$
- (9) $9 \times 10 = 9 \times \dots \text{ tens} = \dots \text{ tens} = \dots$
- (10) $8 \times 20 = 8 \times \dots \text{ tens} = \dots \text{ tens} = \dots$

Lesson 51

Directions: Solve the problems below. Split the multiples of 10 into 10 and the other factor. For example, 40 has the factors 10 and 4.

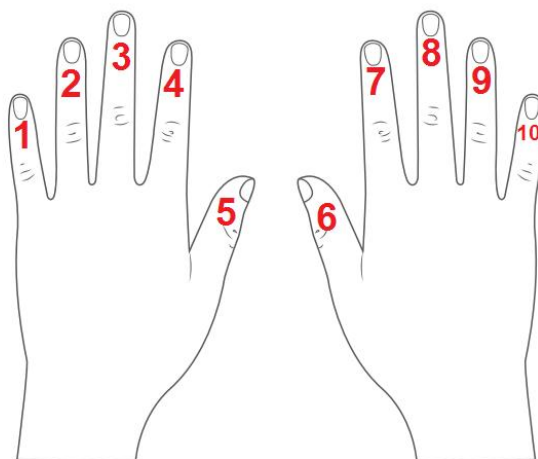
Example:

$$8 \times 40$$

$$(8 \times 4) \times 10 = 320$$

3×90 $(\quad \times \quad) \times 10 =$	4×80 $(\quad \times \quad) \times 10 =$
9×20 $(\quad \times \quad) \times 10 =$	6×30 $(\quad \times \quad) \times 10 =$
8×50 $(\quad \times \quad) \times 10 =$	7×30 $(\quad \times \quad) \times 10 =$
6×70 $(\quad \times \quad) \times 10 =$	5×40 $(\quad \times \quad) \times 10 =$

Lesson 52



Directions: When your teacher gives the signal, solve as many problems as you can in 2 minutes. Use any strategy you learned in Lesson 52.

$9 \times 2 = \underline{\quad}$

$4 \times 9 = \underline{\quad}$

$9 \times 1 = \underline{\quad}$

$9 \times 0 = \underline{\quad}$

$9 \times 10 = \underline{\quad}$

$9 \times 2 = \underline{\quad}$

$3 \times 9 = \underline{\quad}$

$9 \times 5 = \underline{\quad}$

$9 \times 0 = \underline{\quad}$

$9 \times 7 = \underline{\quad}$

$9 \times 9 = \underline{\quad}$

$8 \times 9 = \underline{\quad}$

$1 \times 9 = \underline{\quad}$

$9 \times 0 = \underline{\quad}$

$6 \times 9 = \underline{\quad}$

$9 \times 4 = \underline{\quad}$

$9 \times 2 = \underline{\quad}$

$9 \times 10 = \underline{\quad}$

$9 \times 5 = \underline{\quad}$

$9 \times 8 = \underline{\quad}$

$2 \times 9 = \underline{\quad}$

$9 \times 6 = \underline{\quad}$

$1 \times 9 = \underline{\quad}$

$9 \times 3 = \underline{\quad}$

$9 \times 8 = \underline{\quad}$

$9 \times 6 = \underline{\quad}$

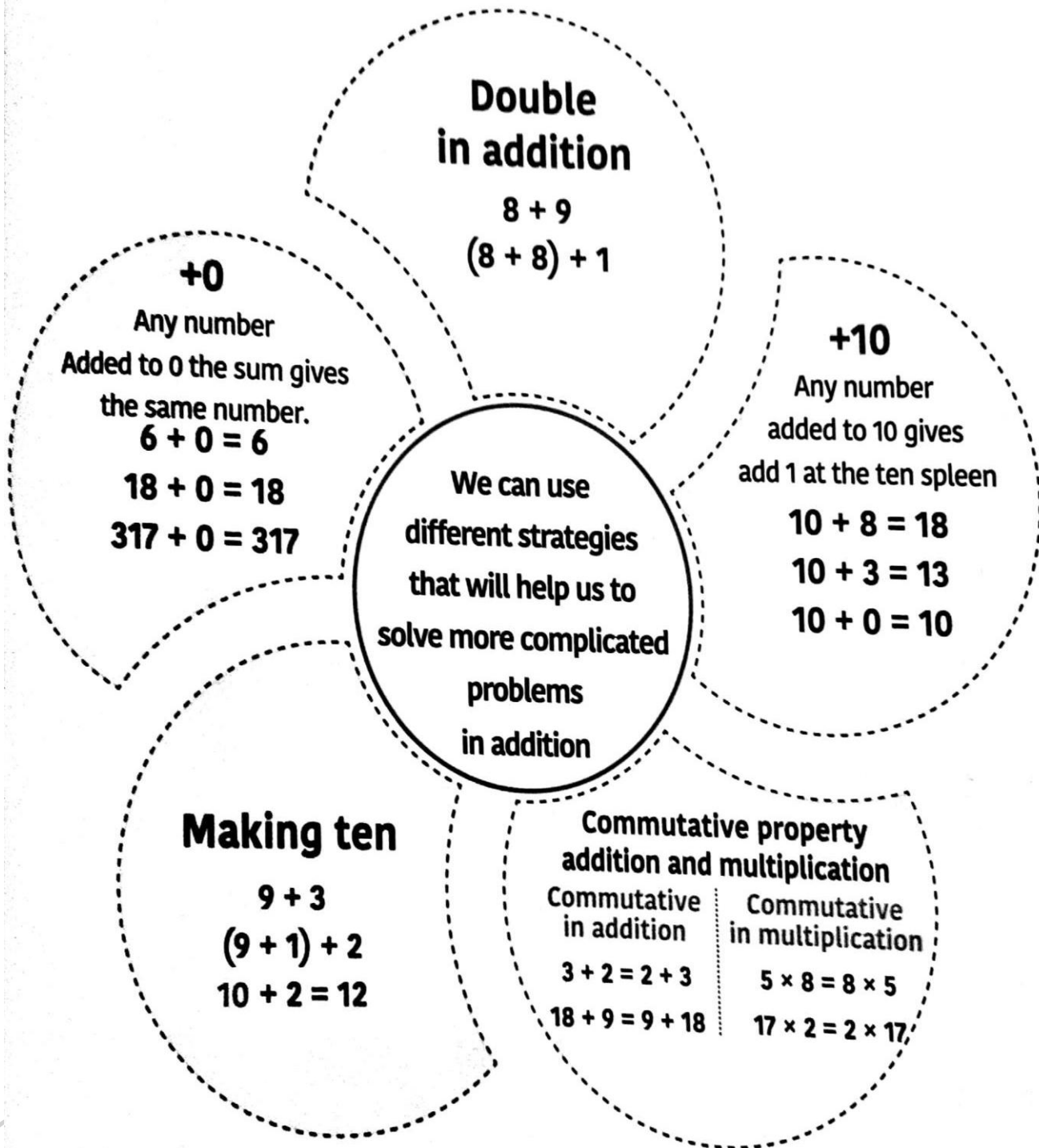
$4 \times 9 = \underline{\quad}$

$10 \times 9 = \underline{\quad}$

$9 \times 7 = \underline{\quad}$

$9 \times 0 = \underline{\quad}$

Lesson 53



Lesson 54

Thousands family		
Hundred Thousands	Ten Thousands	Thousands
4	8	3

,

Hundreds	Tens	Ones
2	1	9

First Standard form

483 , 219





Read the numbers in digits

Second Word form

Four hundred eighty three thousand,
two hundred and nineteen.

Write the number in letters.

Third Base ten form

Thousands	Hundreds	Tens	Ones
			
3	2	1	9

Fourth Expanded form

400,000 + 80,000 + 3000 + 200 + 10 + 9

Write each digit with its value.

Read then complete:

a) 450329

Thousands family					
H.Th.	T. Th.	Th.	H	T	O

b) 143256

Thousands family					
H.Th.	T. Th.	Th.	H	T	O

c) 78321

Thousands family					
H.Th.	T. Th.	Th.	H	T	O

Lesson 55 &56

1) Solve by using different strategies

a) $318 + 254 =$ (number line strategy)

b) $153 + 65 =$ (place value strategy)

a)

$$630 + 168$$

Place value drawing

Number line

b)

$$218 + 91$$

Place value drawing

Number line

Lesson 58

Subtraction problem	Addition problem to check
a) $840 - 310$	
b) $500 - 270$	
c) $7660 - 1305$	

Lesson 59& 60

We use the graduated cylinder to measure the liquids

Choose the better estimate for the capacity of each.

1.



3 L or 30 mL

2.



1 L or 5 L

3.



14 L or 14 mL

Choose the unit you would use to measure the capacity of each. Write *mL* or *L*.

4. bathtub

5. a spoon

6. a container of milk

Choose the better estimate for the capacity of each.

7.



100 L or 100 mL

8.

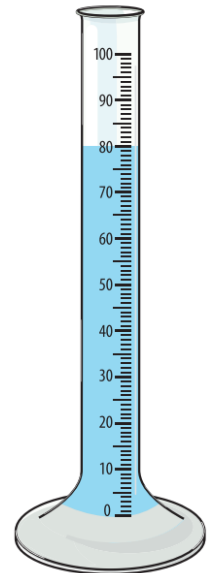


20 L or 2 L

9.



200 mL or 200 L



Choose the unit you would use to measure the capacity of each. Write *mL* or *L*.

10. a pail

11. a soup can

12. a drinking glass

13. a pond

14. a small vase

15. a watering can

Choose the suitable measuring unit:

Petrol in a car



L

ML

Soda in a can



L

ML

Spoonful of medicine



L

ML

Dishwashing soap



L

ML

Water in a bottle



L

ML

Shampoo in a bottle



L

ML

Juice in a juice box



L

ML

Water in the bathtub



L

ML

Medicine in a syringe



L

ML